

Hedgehogs



Herefordshire
Wildlife Trust

Bonfire Danger

Every year numbers of hedgehogs die or suffer injuries due to bonfire piles not being checked before being lit. To help prevent hedgehogs and other wildlife from suffering, it is advised by The British Hedgehog Preservation Society to avoid building your bonfire until the day it is going to be lit - this will reduce the chances of hedgehogs taking up residence in the bonfire pile for hibernation. Always make sure you build your bonfire on clear ground (not on top of leaf litter) and don't forget to check your bonfire before lighting too!

Avoid Slug Pellets

Poisonous slug pellets cause harm to the slugs and snails that eat them but they also harm animals that eat the insects such as hedgehogs. Hedgehogs eat hundreds of insects a day so no need for the poisonous slug pellets.

Hedgehogs have poor eyesight but are quite curious, meaning they fall into holes and get stuck, so make sure you cover up any open drains and gullies. If you have a pond, make sure you provide an access point so that hedgehogs can climb back out - this can be achieved by using a ramp or placing some stones at one end.

Want hedgehogs in your garden? Attract plenty of natural hedgehog food by keeping your garden diverse with a wide variety of habitats. Mulching beds with garden compost will encourage plenty of earthworms, woodlice and beetles as it begins to rot down while wood piles encourage a rich feast of earwigs, centipedes and woodlice! Don't be afraid to let your grass grow a little wild and leave some leaf litter - as both are important homes for the hedgehog's prey including ground beetles and leatherjackets!

Or set up a feeding station to attract hedgehogs. Cut a clear hole in a plastic storage box and weighing down the lid with bricks: this will stop cats and foxes taking the food. If you are worried about attracting rats, don't put out grain-based foods on the floor and take in any excess food when your hedgehog has been for a visit. The best things to offer are Hedgehog food (available from specialist suppliers such as Vine House Farm, or Wiggly Wiggles) meaty cat or dog food or complete cat biscuits. The only drink that should be offered is water (especially in dry weather and when offering dry food).

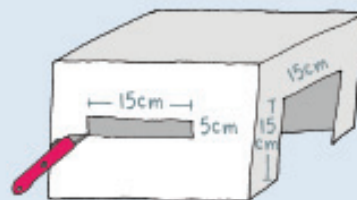
Make a simple hedgehog house



You will need:

- Medium-sized plastic storage box
- Stanley knife
- Leaf litter
- Dry grass or straw
- Carrier bag
- Twigs and dry leaves

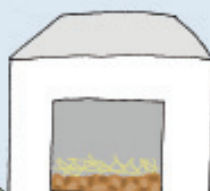
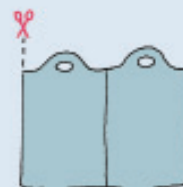
1 Cut two side air vents and an entrance into the plastic box.



2 Put some leaf litter inside the box, with clean, dry grass or straw on top.

3 Tuck the box near a hedge (with the entrance facing south if possible).

4 Put an opened-up carrier bag over the top of the box, then cover with twigs, dry grass and leaves.



Concerned about a Hedgehog?

Hedgehogs are not usually out in the daylight as they are nocturnal mammals. Some of the exceptions to this are pregnant females gathering nesting materials just before she gives birth, or a new 'Mum' taking a break from the nest to get food and water while her young sleep. Sometimes, when the nights are short, a hungry hedgehog may forage around dusk and dawn. However, these hedgehogs would move quickly with purpose.

If a hedgehog is lethargic, laid out, has flies around it, is wobbly, or gives you any other cause for concern, follow the advice below and contact one of the organisations below.

- Wear gardening gloves to handle the hedgehog, bring it indoors and put it in a high sided cardboard box with an old towel or fleece in the bottom for the hedgehog to hide under.
- Fill a hot water bottle so that when it is wrapped in a towel there is a nice gentle heat coming through and put that in the bottom of the box with the hedgehog, ensuring it has room to get off the bottle and making sure the bottle is kept warm (if allowed to go cold it will do more harm than good). Put the box somewhere quiet.
- Offer meaty cat or dog food and fresh water then call one of the organisations below for further advice.



Hedgehog Rescue Centres:

The Malvern Hedgehog Rescue

www.malvernhedgehogrescue.co.uk

Caring for sick, injured & orphaned hedgehogs within Malvern & surrounding areas

mhr06@btinternet.com

Hollycroft Hedgehog Rescue

Tillington, HR4 8LD

01432 769375 / 07813 916529/ For urgent enquiries call 07780 834411

Or search for your nearest rescue centre at: helpwildlife.co.uk/

Provide Nesting Sites

Log and leaf piles, wilderness areas and purpose-built hedgehog homes make great places for hedgehogs to nest and hibernate.

Fallen leaves also make the perfect nesting material, so make sure you don't clear all of these away!

Our vision is for a Herefordshire richer and more diverse in wildlife that is valued, and cared for, by its people to the benefit of all.

Herefordshire Wildlife Trust is a driving force for nature conservation in the county with over 5,000 members from across Herefordshire and beyond.

We're part of a national network of Wildlife Trusts. We campaign to protect wildlife and habitats both locally and nationally.

Together with our members and volunteers we work tirelessly to protect wildlife across Herefordshire, both on our 55 nature reserves and in partnership with other landowners.

 **55 nature reserves**

 **5,000 members**

 **300 active volunteers**

 **534 hectares of land for wildlife**



Herefordshire Wildlife Trust

Get Involved!

Join Today! Becoming a member is a great way to help your local wildlife.

Volunteer: we are always looking for people to join our work parties carrying out practical management on our reserves - but we have other opportunities in our offices and at events too.

Contact us:
enquiries@herefordshirewt.co.uk
01432 356872

www.herefordshirewt.org